

Event - Sloping Denmark 2019




Event Dates	2019-09-06 to 2019-09-08	Location	Hanstholm - Hanstholm, DK
Event Type	F3F Slope Race	Event Contest Director	Regnar Petersen - Horsens

Event Rounds (1-10) Overall Classification

Completed Rounds (1 Drop In Effect)

#	Bib	Pilot Name	FAI	FAI License	Total	Diff	Round 1	Round 2	Round 3	Round 4	Round 5	Round 6	Round 7	Round 8	Round 9	Round 10	Sub	Drop	Pen	Percent
1	17	Thorsten Folkers	GER-3613	19757	8526.79		1000 41.59	867.23 54.38	972.67 50.49	774.16 63.85	939.71 53.91	961.48 53.22	964.69 50.13	918.60 53.56	1000 45.53	902.41 48.47	9300.95	774.16		100.00%
2	18	Erik Schufmann	GER-3850	105095	8483.10	-43.69	849.82 48.94	1000 47.76	1000 49.11	852.68 57.97	986.75 51.34	1000 51.17	805.46 60.04	898.30 54.77	895.55 50.84	1000 43.74	9288.56	805.46		99.49%
3	27	Peter Aanen	NED-552691		8421.09	-62.01	833.30 49.91	1000 48.74	912.32 53.83	914.69 54.04	928.18 54.58	891.93 57.37	986.94 49.00	985.58 49.92	882.54 51.59	918.91 47.60	9254.39	833.30		98.76%
4	19	Daniel Vltavský	CZE-1521	78817	8152.96	-268.13	769.33 54.06	925.58 51.60	980.04 50.11	923.23 53.54	741.51 68.32	832.03 61.50	969.33 49.89	925.68 53.15	891.52 51.07	936.22 46.72	8894.47	741.51		95.62%
5	5	Jerzy Mataczyno	POL-7222		8148.09	-4.87	756.04 55.01	1000 47.16	845.41 58.09	864.16 57.20	845.60 59.91	919.17 55.67	811.95 59.56	925.86 53.14	951.91 47.83	984.03 44.45	8904.13	756.04		95.56%
6	43	Robert Matthes	GER-3825		8145.83	-2.26	752.22 55.29	958.13 50.87	883.11 55.61	842.08 58.70	1000 50.66	921.15 55.55	934.31 51.76	951.28 51.72	816.39 55.77	839.38 52.11	8898.05	752.22		95.53%
7	39	Søren Krogh	DEN 6177	4270	8130.50	-15.33	786.20 52.90	915.65 53.23	841.21 58.38	684.25 72.24	934.34 54.22	830.82 61.59	967.97 49.96	942.53 52.20	996.72 45.68	915.06 47.80	8814.75	684.25		95.35%
8	26	Jiri Soucek	CZE-1305	30554	8129.80	-0.70	745.47 55.79	864.95 56.35	916.92 53.56	740.19 66.78	918.09 55.18	959.68 53.32	1000 48.36	832.63 59.09	923.72 49.29	968.34 45.17	8869.99	740.19		95.34%
9	38	Brian Dylmann			8121.64	-8.16	557.06 74.66	903.01 52.89	976.34 50.30	818.78 60.37	851.14 59.52	854.11 59.91	936.48 51.64	1000 49.20	878.62 51.82	903.16 48.43	8678.70	557.06		95.25%
10	11	Siegfried Schedel	GER-0965		8118.01	-3.63	924.63 44.98	879.19 53.64	842.38 58.23	872.24 56.67	857.92 59.05	904.70 56.56	913.66 52.93	972.91 50.57	867.24 52.50	925.52 47.26	8961.39	843.38		95.21%
11	7	Tobias Reik	GER-3490	115354	8107.97	-10.04	695.48 59.80	918.81 51.98	896.99 54.75	864.61 57.17	934.34 54.22	884.38 57.86	841.48 57.47	912.29 53.93	962.78 47.29	892.29 49.02	8803.45	695.48		95.09%
12	28	Martin Eggert	GER 3704	FAI ID 19787	8041.95	-66.02	747.89 55.61	884.28 54.01	902.43 54.42	1000 49.43	781.31 64.84	978.39 52.30	821.61 58.86	843.19 58.35	906.79 50.21	923.95 47.34	8789.84	747.89		94.31%
13	35	Knud Hebsgaard	Den 7854		8024.90	-17.05	990.71 41.98	870.91 54.15	924.86 53.10	841.50 58.74	841.53 60.20	826.79 61.89	877.84 55.09	843.04 58.36	918.87 49.55	915.64 47.77	8851.69	826.79		94.11%
14	6	Radovan Plch	CZE-1029		7952.55	-72.35	696.53 59.71	837.74 58.18	892.10 55.05	832.86 59.35	856.47 59.15	861.74 59.38	876.72 55.16	940.73 52.30	952.71 47.79	901.48 48.52	8649.08	696.53		93.27%
15	15	Wolfgang Lehmann	GER-3820		7942.16	-10.39	776.66 53.55	938.75 51.92	822.61 59.70	786.10 62.88	872.25 58.08	844.67 60.58	955.54 50.61	895.36 54.95	920.91 49.44	905.97 48.28	8718.82	776.66		93.14%

16	21	Armin Hortzitz 	GER 906		7855.45	-86.71	745.88 55.76	933.91 51.14	948.99 51.75	826.45 59.81	891.12 56.85	759.88 67.34	863.11 56.03	877.16 56.09	855.02 53.25	899.81 48.61	8601.33	745.88	92.13%
17	32	Arjen van Vark 	NED-455695		7847.55	-7.90	802.74 51.81	858.22 55.65	841.07 58.39	849.31 58.20	777.95 65.12	825.46 61.99	915.74 52.81	936.07 52.56	935.48 48.67	883.46 49.51	8625.50	777.95	92.03%
18	44	Antek Kania 	POL-7079		7845.35	-2.20	737.80 56.37	767.33 61.46	992.72 49.47	823.15 60.05	855.74 59.20	944.62 54.17	874.03 55.33	824.95 59.64	946.77 48.09	816.04 53.60	8583.15	737.80	92.01%
19	20	Axel Schmidt 	GER-3818		7805.73	-39.62	663.63 62.67	889.58 54.79	892.91 55.00	815.14 60.64	875.86 57.84	846.62 60.44	796.31 60.73	980.47 50.18	834.04 54.59	874.80 50.00	8469.36	663.63	91.54%
20	31	Andrzej Klusek 	POL-6511	53709	7793.47	-12.26	797.05 52.18	840.34 58.00	852.75 57.59	928.26 53.25	852.86 59.40	785.54 65.14	823.29 58.74	948.16 51.89	908.96 50.09	841.80 51.96	8579.01	785.54	91.40%
21	4	Thomas Deinert 	GER 3696		7767.09	-26.38	881.33 47.19	860.37 56.65	823.30 59.65	811.66 60.90	803.36 63.06	863.05 59.29	953.09 50.74	909.43 54.10	838.64 54.29	826.22 52.94	8570.45	803.36	91.09%
22	25	Kamil Chipczyński 	POL 4271	FAI 53723	7767.07	-0.02	814.21 51.08	940.34 50.79	867.82 56.59	877.35 56.34	789.47 64.17	804.69 63.59	844.86 57.24	834.75 58.94	917.94 49.60	865.11 50.56	8556.54	789.47	91.09%
23	13	Frank Holtz 	GER-2879		7722.35	-44.72	748.69 55.55	863.18 55.33	746.47 65.79	746.23 66.24	892.84 56.74	817.15 62.62	941.96 51.34	947.43 51.93	862.96 52.76	901.67 48.51	8468.58	746.23	90.57%
24	2	Frank Droge 	GER-1631		7705.16	-17.19	723.81 57.46	885.10 53.96	874.78 56.14	843.95 58.57	883.35 57.35	825.99 61.95	819.52 59.01	835.17 58.91	889.95 51.16	847.35 51.62	8428.97	723.81	90.36%
25	47	Mikkel Krogh Petersen 		1212	7672.76	-32.40	828.82 50.18	735.50 64.12	847.16 57.97	861.30 57.39	797.54 63.52	773.54 66.15	966.23 50.05	831.78 59.15	886.31 51.37	880.08 49.70	8408.26	735.50	89.98%
26	48	Juergen Piegsa 	GER 1401		7655.78	-16.98	760.33 54.70	833.65 57.29	810.26 60.61	766.36 64.50	758.61 66.78	785.66 65.13	934.85 51.73	940.91 52.29	959.33 47.46	864.43 50.60	8414.39	758.61	89.78%
27	46	Klaus Brettner 	GER-2913	262211	7617.37	-38.41	886.02 46.94	763.60 61.76	778.41 63.09	818.51 60.39	847.58 59.77	914.24 55.97	809.51 59.74	865.13 56.87	836.95 54.40	861.02 50.80	8380.97	763.60	89.33%
28	1	Marcin Obruśnik 	POL-7719	258529	7594.65	-22.72	751.40 55.35	812.26 58.06	829.00 59.24	858.46 57.58	738.59 68.59	791.86 64.62	844.42 57.27	977.55 50.33	849.44 53.60	880.26 49.69	8333.24	738.59	89.07%
29	41	Regnar Petersen 		5018	7511.05	-83.60	682.47 60.94	746.68 63.16	870.44 56.42	797.90 61.95	832.81 60.83	757.18 67.58	934.85 51.73	873.58 56.32	969.34 46.97	728.27 60.06	8193.52	682.47	88.09%
30	24	Frits Donker Duyvis 	NED-258302		7484.67	-26.38	813.26 51.14	819.75 57.53	760.22 64.60	733.82 67.36	933.82 54.25	728.19 70.27	810.19 59.69	829.68 59.30	874.57 52.06	909.36 48.10	8212.86	728.19	87.78%
31	50	Jiri Hladky 	SUI-53672		7338.57	-146.10	729.78 56.99	835.99 57.13	781.14 62.87	799.97 61.79	801.71 63.19	749.96 68.23	925.55 52.25	809.08 60.81	834.80 54.54	800.37 54.65	8068.35	729.78	86.06%
32	23	Ryszard Miśkiewicz 	POL 2868	POLI 2868	7328.52	-10.05	745.88 55.76	873.82 53.97	798.93 61.47	720.55 68.60	736.34 68.80	770.86 66.38	868.38 55.69	879.51 55.94	853.26 53.36	801.54 54.57	8049.07	720.55	85.95%
33	22	Leszek Durczak 			7275.02	-53.50	779.42 53.36	0.00 0.00	760.33 64.59	847.27 58.34	772.73 65.56	856.40 59.75	839.00 57.64	776.39 63.37	706.66 64.43	936.82 46.69	7275.02		85.32%
34	51	Frank Schreiber 	GER 3305		7256.25	-18.77	806.48 51.57	869.95 54.90	640.12 76.72	782.12 63.20	662.83 76.43	760.89 67.25	819.94 58.98	836.88 58.79	883.22 51.55	833.94 52.45	7896.37	640.12	85.10%
35	37	Paweł Borkowicz 	POL-6566		7218.00	-38.25	809.14 51.40	748.69 62.99	751.26 65.37	771.02 64.11	811.34 62.44	758.07 67.50	760.50 63.59	886.97 55.47	816.24 55.78	853.46 51.25	7966.69	748.69	84.65%
36	3	Sverrir Gunnlaugsson 	ISL-92121	252239	7113.10	-104.90	708.40 58.71	760.37 64.10	777.06 63.20	727.98 67.90	830.76 60.98	834.07 61.35	862.80 56.05	734.55 66.98	789.08 57.70	796.43 54.92	7821.50	708.40	83.42%

37	8	Gudjon Halldorsson 	ISL-94136	252240	6556.49	-556.61	687.32 60.51	704.41 66.95	717.67 68.43	696.10 71.01	774.62 65.40	729.54 70.14	748.61 64.60	761.73 64.59	736.49 61.82	677.93 64.52	7234.42	677.93	76.89%	
38	49	Lars Pedersen 			6417.29	-139.20	621.21 66.95	890.39 54.74	0.00 0.00	762.10 64.86	846.87 59.82	0.00 0.00	847.97 57.03	820.00 60.00	840.50 54.17	788.25 55.49	6417.29		75.26%	
39	12	Erlingur Erlingsson 	ISL-124784	241224	6302.06	-115.23	577.56 72.01	636.21 76.61	626.08 78.44	671.42 73.62	680.82 74.41	648.54 78.90	781.39 61.89	723.96 67.96	816.83 55.74	716.81 61.02	6879.62	577.56	73.91%	
Round Fast Time							41.59s	47.16s	49.11s	49.43s	50.66s	51.17s	48.36s	49.20s	45.53s	43.74s				

Signature :

Date :